

Test ReportFOR: **C.R. Laurence Co., Inc.**
Los Angeles, CA**Sound Transmission Loss**
RAL-TL11-268CONDUCTED: 21 December 2011 (*Report Revised 2016-05-27*)

Page 1 of 5

ON: Glass 1 - 45X ArcticFront Storefront – Glazing 1" Clear IG (¼" Clear Annealed – ½" Aluminum Spacer - ¼" Clear Annealed)

TEST METHOD

Unless otherwise designated, the measurements reported below were made with all facilities and procedures in explicit conformity with the ASTM Designations E90-09 and E413-10, as well as other pertinent standards. Riverbank Acoustical Laboratories has been accredited by the U.S. Department of Commerce, National Institute of Standards and Technology (NIST) under the National Voluntary Laboratory Accreditation Program (NVLAP) for this test procedure (NVLAP Lab Code: 100227-0). A description of the measuring technique is available separately.

DESCRIPTION OF THE SPECIMEN

The test specimen was designated by the manufacturer as Glass 1 - 45X ArcticFront Storefront – Glazing 1" Clear IG (¼" Clear Annealed – ½" Aluminum Spacer - ¼" Clear Annealed). The overall dimensions of the specimen as measured were nominally 1.21 m (47.5 in.) wide by 2.43 m (95.5 in.) high and 121 mm (4.75 in.) deep. The specimen consisted of an aluminum framed glass unit inside a wood buck. The overall dimensions of the aluminum framed glass unit were nominally 1.12 m (44 in.) wide by 2.34 m (92 in.) high and 184 mm (4.75 in.) thick. The aluminum face width measured 51 mm (2 in.) wide. The daylight opening of the glass as measured was 1 m (40 in.) wide by 2.23 m (88 in.) high. The glazing consisted of nominally 5.6 mm (7/32 in.) thick glass, 14.3 mm (9/16 in.) thick airspace and 5.6 mm (7/32 in.) thick glass. The specimen was placed directly in the laboratory's 1.22 m (4 ft) by 2.44 m (8 ft) test opening and was sealed on the periphery (both sides) with dense mastic.

A manufacturer's drawing accompanied the specimen. Components as provided by the drawing were as follows: Extrusions - FG-3506 Vertical/Jamb 92"; FG-3506 Head 40"; FG-3510 Sill 40"; FG-3144 Glass Stop 39-15/16". Accessories – FG-3220 Setting Block; FS-8 #14 x 1" Spline Screw; FG-1133 Horizontal Gasket 41-¼"; FG-1133 Vertical Gasket 90-¼". The manufacturer's detailed drawing is maintained on file. A visual inspection verified the manufacturer's description of the specimen.

The weight of the specimen as measured was 102.7 kg (226.5 lbs.), an average of 39.4 kg/m² (8.1 lbs/ft²). The transmission area used in the calculations was 2.6 m² (28 ft²). The source and receiving room temperatures at the time of the test were 21°C (71±1°F) and 53±3% relative humidity. The source and receive reverberation room volumes were 178 m³ (6,298 ft³) and 132 m³ (4,660 ft³), respectively.



RAL IS ACCREDITED BY THE US DEPARTMENT OF COMMERCE, NATIONAL VOLUNTARY LABORATORY ACCREDITATION PROGRAM TO ISO 17025:2005 LABORATORY QUALITY MANAGEMENT AND SPECIFIC ACOUSTICAL TEST STANDARDS. THIS TEST REPORT IN NO WAY CLAIMS OR IMPLIES PRODUCT CERTIFICATION, APPROVAL OR ENDORSEMENT BY NVLAP, NIST, OR RAL.

THIS REPORT SHALL NOT BE MODIFIED OR PARTIALLY REPRODUCED WITHOUT THE WRITTEN APPROVAL OF RAL.

THE RESULTS REPORTED APPLY ONLY TO THE SPECIFIC SAMPLE SUBMITTED FOR TESTING; RAL ASSUMES NO RESPONSIBILITY FOR THE PERFORMANCE OF ANY OTHER SPECIMEN.

1512 S BATAVIA AVENUE
GENEVA, IL 60134
630-232-0104

An ALION Technical Center

RIVERBANK.ALIONSCIENCE.COM

FOUNDED 1918 BY
WALLACE CLEMENT SABINE

Test Report

C.R. Laurence Co., Inc.
21 December 2011

RAL-TL11-268
Page 2 of 5

TEST RESULTS


Sound transmission loss values are tabulated at the eighteen standard frequencies. A graphic presentation of the data and additional information appear on the following pages. The precision of the transmission loss test data is within the limits set by the ASTM Standard E90-09.


<u>FREQ.</u>	<u>T.L.</u>	<u>C.L.</u>	<u>DEF.</u>	<u>FREQ.</u>	<u>T.L.</u>	<u>C.L.</u>	<u>DEF.</u>
100	26	0.69		800	40	0.17	
125	25	0.53		1000	38	0.19	
160	22	0.73		1250	36	0.12	1
200	19	0.52	4	1600	36	0.09	1
250	23	0.56	3	2000	30	0.09	7
315	26	0.41	3	2500	32	0.08	5
400	29	0.36	3	3150	37	0.09	
500	33	0.19		4000	40	0.07	
630	36	0.24		5000	44	0.07	


STC=33

ABBREVIATION INDEX

FREQ. = FREQUENCY, HERTZ, (cps)
T.L. = TRANSMISSION LOSS, dB
C.L. = UNCERTAINTY IN dB, FOR A 95% CONFIDENCE LIMIT
DEF. = DEFICIENCIES, dB<STC CONTOUR (SUM OF DEF = 27)
STC = SOUND TRANSMISSION CLASS

Tested by 
Marc Sciaky
Experimentalist

Approved by 
Eric Wolfram
Laboratory Manager


Digitally signed by Eric Wolfram
DN: cn=Eric Wolfram, o=Alion Science
and Technology, ou=Riverbank
Acoustical Laboratories,
email=ewolfram@alionscience.com,
c=US
Date: 2016.05.27 11:54:11 -05'00'



NVLAP LAB CODE 100227-0

RAL IS ACCREDITED BY THE US DEPARTMENT OF COMMERCE, NATIONAL VOLUNTARY LABORATORY ACCREDITATION PROGRAM TO ISO 17025:2005 LABORATORY QUALITY MANAGEMENT AND SPECIFIC ACOUSTICAL TEST STANDARDS. THIS TEST REPORT IN NO WAY CLAIMS OR IMPLIES PRODUCT CERTIFICATION, APPROVAL OR ENDORSEMENT BY NVLAP, NIST, OR RAL.

THIS REPORT SHALL NOT BE MODIFIED OR PARTIALLY REPRODUCED WITHOUT THE WRITTEN APPROVAL OF RAL.

THE RESULTS REPORTED APPLY ONLY TO THE SPECIFIC SAMPLE SUBMITTED FOR TESTING; RAL ASSUMES NO RESPONSIBILITY FOR THE PERFORMANCE OF ANY OTHER SPECIMEN.

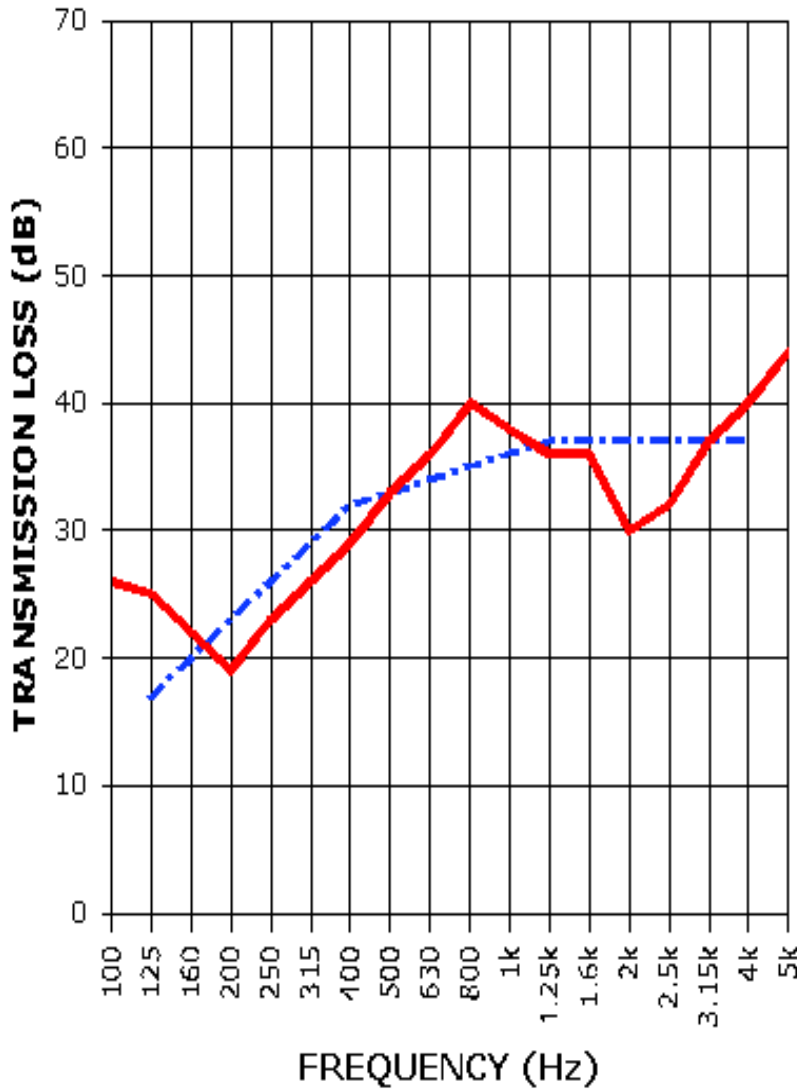
Test Report

C.R. Laurence Co., Inc.
 21 December 2011

RAL-TL11-268
 Page 3 of 5

SOUND TRANSMISSION REPORT

Glass I - 45X ArcticFront Storefront – Glazing 1" Clear IG (1/4" Clear Annealed – 1/2" Aluminum Spacer - 1/4" Clear Annealed)



FREQUENCY (Hz)

STC=33

OITC=27



TRANSMISSION LOSS
SOUND TRANSMISSION LOSS CONTOUR



NVLAP LAB CODE 100227-0

RAL IS ACCREDITED BY THE US DEPARTMENT OF COMMERCE, NATIONAL VOLUNTARY LABORATORY ACCREDITATION PROGRAM TO ISO 17025:2005 LABORATORY QUALITY MANAGEMENT AND SPECIFIC ACOUSTICAL TEST STANDARDS. THIS TEST REPORT IN NO WAY CLAIMS OR IMPLIES PRODUCT CERTIFICATION, APPROVAL OR ENDORSEMENT BY NVLAP, NIST, OR RAL.

THIS REPORT SHALL NOT BE MODIFIED OR PARTIALLY REPRODUCED WITHOUT THE WRITTEN APPROVAL OF RAL.

THE RESULTS REPORTED APPLY ONLY TO THE SPECIFIC SAMPLE SUBMITTED FOR TESTING; RAL ASSUMES NO RESPONSIBILITY FOR THE PERFORMANCE OF ANY OTHER SPECIMEN.

Test Report

C.R. Laurence Co., Inc.
21 December 2011

RAL-TL11-268
Page 4 of 5

APPENDIX A: OITC Determination (Outdoor Indoor Transmission Class)

Specimen: Glass 1 - 45X ArcticFront Storefront – Glazing 1" Clear IG (¼" Clear Annealed – ½" Aluminum Spacer - ¼" Clear Annealed) (See Full Report)

The determination of the Outdoor Indoor Transmission Class (OITC) as reported below was made with explicit conformity to the procedures described in the ASTM E1332-10a test standard. Test Method ASTM E90-09 was used to obtain the sound transmission loss data. This rating is based on an average transportation noise source spectrum and an A-weighted sound level reduction, either of which may be inappropriate for some applications.

One-third Octave Band Center Frequency, Hz	Reference Sound Spectrum, dB	Test Specimen Transmission Loss, dB
80	103	16
100	102	26
125	101	25
160	98	22
200	97	19
250	95	23
315	94	26
400	93	29
500	93	33
630	91	36
800	90	40
1000	89	38
1250	89	36
1600	88	36
2000	88	30
2500	87	32
3150	85	37
4000	84	40

OITC=27



NVLAP LAB CODE 100227-0

RAL IS ACCREDITED BY THE US DEPARTMENT OF COMMERCE, NATIONAL VOLUNTARY LABORATORY ACCREDITATION PROGRAM TO ISO 17025:2005 LABORATORY QUALITY MANAGEMENT AND SPECIFIC ACOUSTICAL TEST STANDARDS. THIS TEST REPORT IN NO WAY CLAIMS OR IMPLIES PRODUCT CERTIFICATION, APPROVAL OR ENDORSEMENT BY NVLAP, NIST, OR RAL.

THIS REPORT SHALL NOT BE MODIFIED OR PARTIALLY REPRODUCED WITHOUT THE WRITTEN APPROVAL OF RAL.

THE RESULTS REPORTED APPLY ONLY TO THE SPECIFIC SAMPLE SUBMITTED FOR TESTING; RAL ASSUMES NO RESPONSIBILITY FOR THE PERFORMANCE OF ANY OTHER SPECIMEN.